

THE REEF

Pure living



CORAL & COCO
vacation rentals of curacao

BON BINI

TO THE REEF 31 AT BLUE BAY

IMPORTANT PHONE NUMBERS:

- IF YOU HAVE QUESTIONS DURING YOUR STAY ABOUT FACILITIES, HOUSEKEEPING, FEEDBACK ETC YOU CAN CONTACT THE OPERATIONAL TEAM ON WHATSAPP OR CALL THEM (FROM 8 TO 6:30PM):
+599 9 525 0749
- IF YOU HAVE QUESTIONS REGARDING YOUR BOOKING OR RESERVATION YOU CAN CONTACT OUR OFFICE AT HATO AIRPORT:
+599 9 839 1205
- IF YOU HAVE AN EMERGENCY, FOR EXAMPLE YOU LOST YOU KEY YOU CAN CALL OUR EMERGENCY NUMBER (AFTER 6:30PM)
+599 9 526 5727

WIFI:

Name: LIB-8525015

Password: SkTxsnuu6a9f



OR SCAN THE QR CODE FOR THE WIFI



CORAL & COCO
vacation rentals of curacao

GENERAL INFORMATION AND HOUSE RULES



The nearest supermarket is Centrum Piscadera



Beachcards are available for \$50 per card (deposit)



40 kWh per day is included in your stay. \$0.60 per extra kWh will be charged when exceeded. The electricity meter can be found on the wall in the parking lot downstairs



A fresh set of towels is available in your room. For stays longer than five days we will change your bed sheets and the bath towels



Check-out is at 11 AM, late check out is possible upon availability, we confirm this one day prior departure. It is \$10 per extra hour



You can contact us on our operational number for a rental car or a taxi



Download the map of Curacao on Google Maps or download Maps.me for offline navigation around the island

- It is not allowed to have parties/events.
- Pets are not allowed.
- Outside visitors are not permitted in the accommodation area.
- Please switch off lights, TV, air-conditioning and other electrical appliances and make sure that all faucets/showers are properly turned off when not in use. When unattended, please close accommodation windows and keep doors locked.
- Please allow designated employee 5 minutes to check the accommodation before actual check out for meter reading, damages, or lost items in the accommodation.
- No glass at the pool or at the poolside
- No diving/ jumping from upper infinity pool- or from any walkway- in the pool
- No smoking inside the apartment
- Children under 12 cannot be left alone at the pool and must be supervised. No running, screaming, fighting or other disruptive behaviour will be tolerated.
- Music on individual terraces and balconies should not interfere with other people's enjoyment of their property. Music at pool should be kept at a level that doesn't impose on other pool guests or tenants/owners.

BLUE BAY

Beach

The Beach at Blue Bay is about a 10-15 minute walk from The Reef and requires a beach pass to get in for no charge. There are 4 passes available with the rental. Please take great care of these as they are difficult to replace.

The beach does get crowded, especially on weekends, so arrive early. Be discreet with bringing your own drinks and food as there are restrictions on non-resort supplied beverages. There is great snorkeling right at the Blue Bay Beach and a dive shop with introductory dives and certification programs. There are no lifeguards at the Beach or any pool within Blue Bay.

Tennis

We have recently resurfaced tennis courts available that can be booked at the Resort office near Lemongrass Restaurant/Golf Course. They are used primarily in the early hours and late afternoon and there may be a lighting charge for use at night.

Golf

Blue Bay Golf: The golf course has many packages available for play as well as rental clubs. Everyone must rent an electric cart, walking is not permitted. Play packs of 5 or 10 rounds can help reduce your cost/round - you can also purchase a monthly rate for \$500-550 USD. Coolers with ice are provided and you are welcome to bring your own beverages, snacks and sandwiches. Tee times are required, with the first timing being at 7am. There are two other golf courses on the island. You can contact the front office of Blue Bay for reservations. **Emmerstad** was the original 9-hole course developed by Shell oil when they operated the refinery. This course has a unique history, is economical to play, has a Ladies day on Tuesdays, and the greens are the best part. The tee boxes not so much. At **Santa Barbara 'Plantation'** at the east end of the island is the Pete Dye Course. It is about a 45 minute drive and the green fees would be about \$200 USD. Worth playing once?

Water activities

The water sports center at the Blue Bay Beach has plenty of ways you can enjoy the ocean. Fishing trips, catamaran sailing, kayaking and paddle boarding, snorkeling, wakeboarding and more. - open 7 days a week from 8:30 AM - 5:30 AM

FOOD & BEACH RECOMMENDATIONS

Blue Bay Beach

- Brass Boer
- Lemongrass Restaurant
- Blends Beach Bar
- The Tides
- The Coast Beach Restaurant

Mambo Beach

- Mood
- Cabana
- Bonita
- Hemmingway
- Chill
- Kuki Curacao -> for fresh Dutch stroopwafels

Other restaurants

- Restaurant 020
- BijBlauw
- Mosacana
- El Gaucho
- Heeren@sea
- Kyoto
- Saint Tropez
- Bali Restaurant
- Restaurant X
- Ceviche 91
- Fort Nassau

Jan Thiel Beach

- Zest
- Koko's
- Zanzibar
- Tinto

Beaches towards

'Westpunt'

- Playa Porto Marie
- Karakter
- Grote Knip
- Kleine Knip
- Playa Lagun
- Cas Abou



EXPLANATION OF APPLIANCES IN THE APARTMENT

Nespresso coffee machine

Nespresso

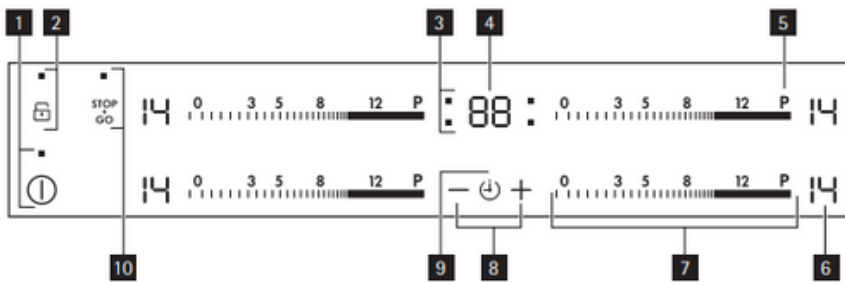
Rinse out the water tank and then fill it with drinking water. You can lift the water tank by the lid. Turn on the machine. The indicator lights flash, this means the machine is heating up for 25 seconds. When the lights are on constantly, your machine is ready to use. Place the capsule clamp in the open position and place the capsule in the clamp holder. CAUTION: Never open the capsule clamp during use. Close the capsule clamp and place a cup under the coffee spout. While heating up, you can press the Lungo or Espresso button while the lights are flashing. The coffee will start flowing as soon as the machine is ready.



Induction stove

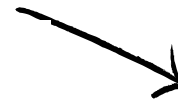
AEG

You can find the full manual for the cooktop by scanning the QR code.



Use the sensor fields to operate the appliance.

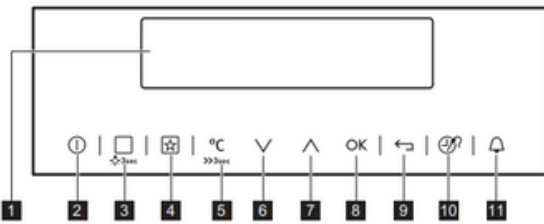
	sensor field	function
1	ⓘ	starts and stops the hob
2	🔒	a lock with an indicator starts and stops the key lock or child lock
3	0 3 5 8 12 P	cooking zones' indicators of timer shows for which zone you set the time
4	: 88 :	the timer display shows the time in minutes
5	P	starts the Power function
	sensor field	function
6	14 0 3 5 8 12 P	a heat setting display shows the heat setting
7	0 3 5 8 12 P	a control bar to set the heat setting
8	+ / -	increases or decreases the time
9	🕒	selects the cooking zone
10	STOP GO with an indicator	starts and stops STOP+GO



CORAL & COCO
vacation rentals of curacao

Oven

AEG



Use the sensor fields to operate the appliance.

Sensor field	Function	Comment
1	-	Display Shows the current settings of the appliance.
2	⏻	ON / OFF To activate and deactivate the appliance.
3	🔥	Heating Functions or VarioGuide Touch the sensor field once to choose a heating function or the menu: VarioGuide. Touch the sensor field again to switch between the menus: Heating Functions, VarioGuide. To activate or deactivate the light, touch the field for 3 seconds. You can activate the light also when the appliance is deactivated.
4	★	Favourites To save and access your favourite programmes.
5	°C >>>3sec	Temperature selection To set the temperature or show the current temperature in the appliance. Touch the field for 3 seconds to activate or deactivate the function: Fast Heat Up.
6	∨	Down key To move down in the menu.
7	∧	Up key To move up in the menu.
8	OK	OK To confirm the selection or setting.

Sensor field	Function	Comment
9	⬅	Back key To go back one level in the menu. To show the main menu, touch the field for 3 seconds.
10	🕒	Time and additional functions To set different functions. When a heating function operates, touch the sensor field to set the timer or the functions: Function Lock, Favourites, Set + Go. You can also change the settings of the core temperature sensor.
11	🔔	Minute Minder To set the function: Minute Minder.

Complete user manual



Wash machine

Bosch serie 4



TV + TV box

A) Use the remote of the brand of the tv device/remote only for:

- On/Off of the tv
- Home to select HDMI (for TV-box)
- Netflix symbol for Netflix (use your own subscription)

B) Use the other device/ remote to start up the TV box (blue light is on, red light is off)

C) To start up the TV box (only when the red light is on, or when you want to restart the box when you want to solve possible problems):

- Turn on the TV box via the red knob (right on top of the remote)
- The box will start up itself, then select 'My TV', (wait until you see the channels are uploaded, otherwise repeat the procedure)
- When the channels are uploaded: you can scroll through the menu, use 'back' to select a new channel)
- For 'catch up' use the channels with ("HD"), then you have more options

Note

The door of the freezer closes badly, could you check if it is closed properly so that it does not freeze shut.

If you have questions do not
hesitate to contact us!



+599 9 525 0749



Info@coralandcoco.com